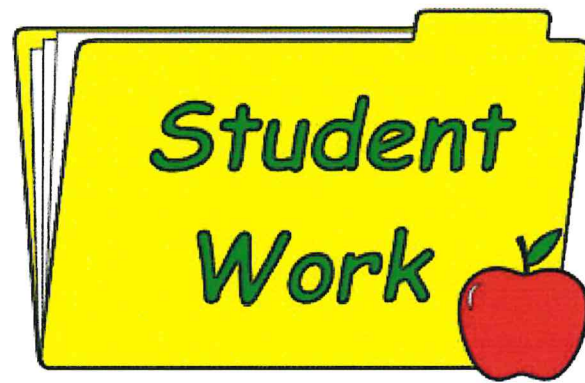


PRE-K

Unity Elementary
School



Pre- K Learning Packet 2020

Teachers: Ms. Pierce and Mrs. Harder



15 Days of Activities

***Everyday	In addition to the daily activities, complete the following <u>everyday</u> : -April Letter Fluency Practice Sheet <u>or</u> Sight Words Practice -Practice Writing Name -Read a book/ 15-20 min.
Supplies Needed	scissors, glue, crayons or markers, pencil
Day 1	-Do You Want to Pick an Apple/ capital and lowercase match (2 Sheets)
Day 2	-How Many Fingers/ counting/number recognition -Coconut Tree Rhyming Pairs
Day 3	-Matching First Sounds -After reading a book, draw a picture of your favorite part of the story
Day 4	Counting with Owls: Ten Frames/ place dots in the box to represent the number shown
Day 5	Color by Sound/color the beginning letter for the picture
Day 6	-Count and circle flowers/count and circle the number -Matching First Sounds/ color the 2 pictures with the same 1 st sound
Day 7	-Flower Measurements/ count cubes to measure flowers -Little Rhyming Reader/-an family- fold into a book, practice reading, point to each word, say the rhyming words

Day 8	-How Many Ladybugs/ Count and circle the number -Making New Words
Day 9	-Write my Sound/ write the beginning letter for each word
Day 10	-ABAB Patterns/cut out the flower to finish the pattern -ABC Patterns/cut out the flower to finish the pattern
Day 11	-Adding Butterflies/ add the spots/ write the number
Day 12	-My Shapes Robot/ use the shapes to make a robot practice naming the shapes
Day 13	-What Comes Next/ cut and paste numbers in order -Design Your Own Egg
Day 14	-CVC Word Match/ Sound out the letters in each word, find the picture that matches the word -Shapes in Real Life/ Circle the matching 3D shape
Day 15	-Counting On/Fill in the missing number - Ending Sounds b,d,f,g/ Circle the ending sound
Free Online Stories	<u>Read Alouds</u> -Storyline Online/ -Youtube- Read Alouds <u>Free Online Books</u> -Funbrain https://www.funbrain.com/books/ online books -Amazon Free E-books/ https://amzn.to/3ayH8Ba
Music and Movement	- Cosmic Kids Yoga - The Learning Station - Debbie Doo Kids TV - Move to Learn - GoNoodle - Koo Koo Kanga Roo - Kidz Bop Kids - Smile and Learn - English (Yoga for Kids) - Little Sports

April

Read the letters as fast as you can.
See how many you can get in a minute.



K f M z G w R b D r
i A n O C i O E K Z
M y q l S d t X e K
j d H A T k Z a u e
L Q f W r a R Z i g
u p H g R v Z B Y Y
S G W o s D l V t U
q y d c S a M j i O

First 100 Sight Words

List 1

find	A	play	can
big	I	want	me
the	here		

List 2

and	no	blue	was
help	is	to	good
see	come		

List 3

look	will	any	they
jump	she	my	funny
it	go		

List 4

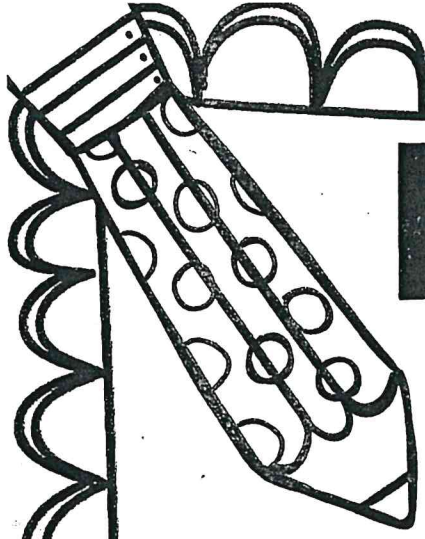
in	little	up	for
away	as	make	run
down	said		

List 5

one	that	we	not
red	have	you	get
do	am		




I Can Write
My Name!




I Can Write
My Name!

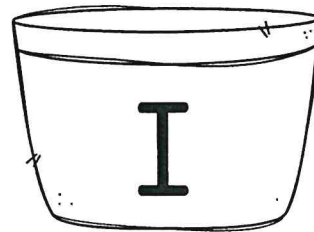
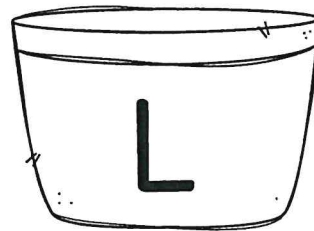
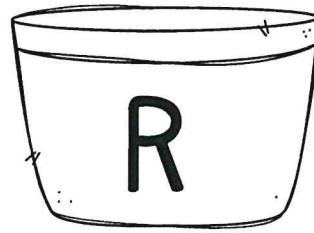
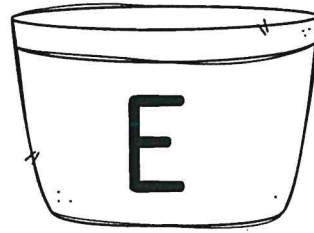

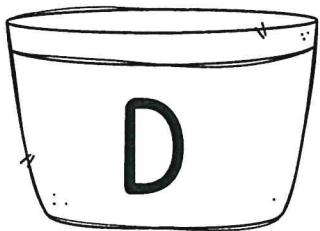
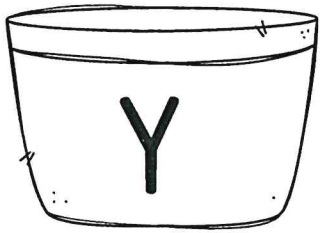
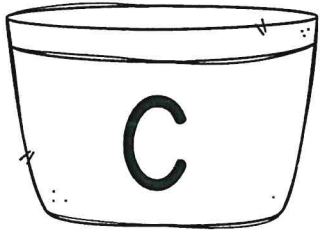
Name: _____




Do you Want to Pick an Apple?




Find the matching lowercase letter.




Do You Want Pick an Apple?




Cut and glue the letters.




Do You Want Pick an Apple?




Cut and glue the letters.



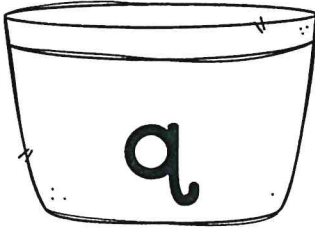

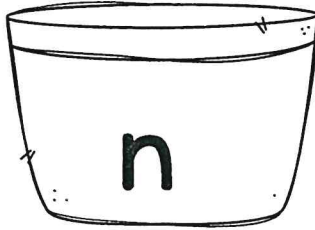
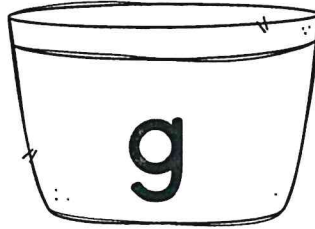
Name: _____

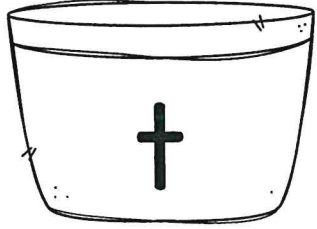
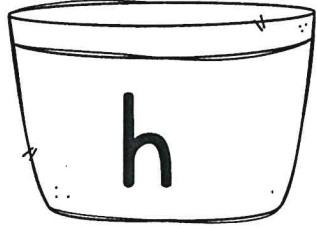
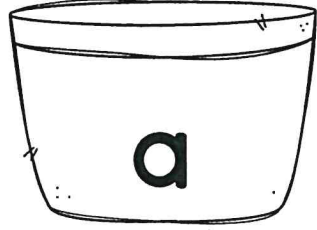
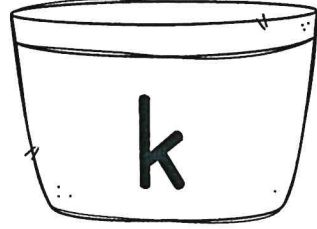


Do you Want to Pick an Apple?




Find the matching UPPERCASE letter.


	
	
	
	


Do You Want Pick an Apple?




Cut and glue the letters.



Do You Want Pick an Apple?





Cut and glue the letters.





How Many Fingers?


Name _____


	2	4
	1	5

	0	4
	1	3

	3	5
	1	0

	0	5
	2	1

	4	1
	5	2





	3	4
	1	2

1 2 3 4 5 6 7 8 9 10


Name: _____

Rhyme Time!

Fill the coconuts with rhyming pairs!















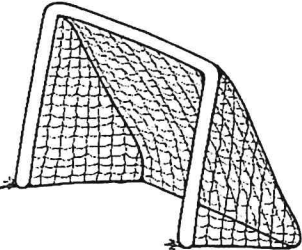



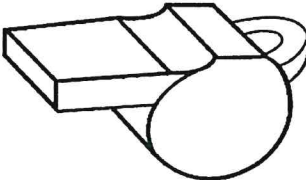



Created by ©Jennifer Drake <http://crayonsandcutiesinkindergarten.blogspot.com/>



MATCHING SOUNDS


Color the picture in each row that begins with the same sound as the first picture in each row.


			
			
			
			
			


My Favorite Part of the Story


Title of Book: _____


Counting With Owls: Ten Frames




























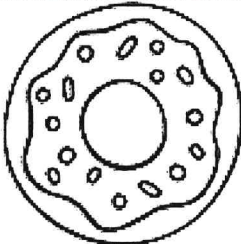
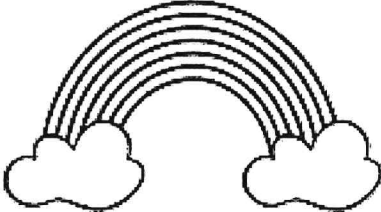





Name: _____

Color by Sound



Color the beginning sound of each picture.

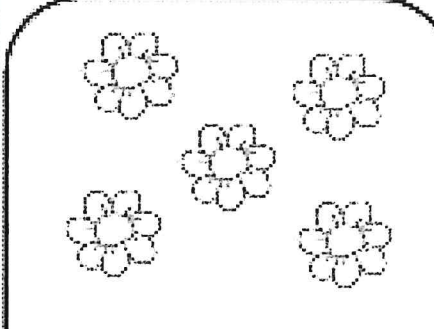
		
r p j	b t f	s c a
		
m u d	r b p	l k t
		
s e c	b d q	r v i
		
n h g	f y w	o x t

Name _____


Numbers 1 to 10

Spring Flowers


Count and Circle




3 5 4




6 8 10



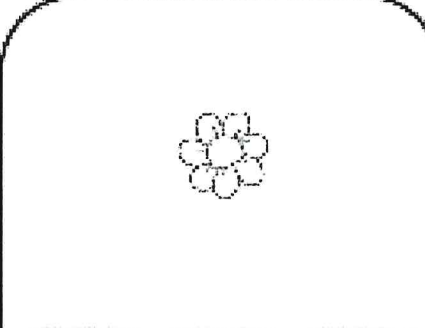
4 7 6



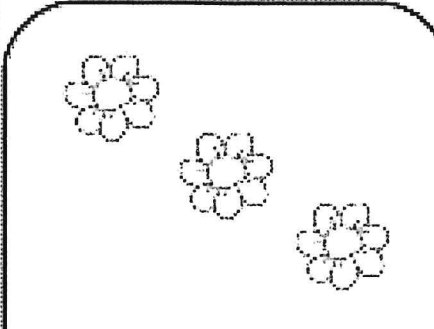
3 4 6




5 8 9



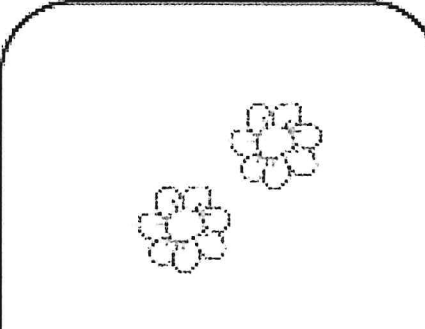
1 2 10



3 4 6



7 10 9










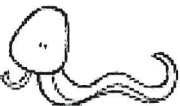










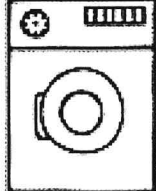











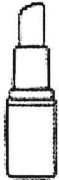
2 4 5

Name _____

MATCHING First Sounds

Color the two pictures that have the SAME first sound.
Cross off the picture that does not.





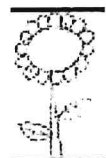


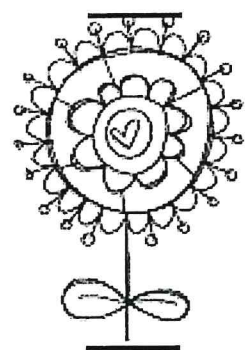



name: _____




FLOWER MEASUREMENTS



COUNT AND COLOR THE TOTAL NUMBER OF CUBES TALL FOR EACH FLOWER.



I see a can.




I see a pan.




I see a man.

Little Rhyming Reader

-an












I see a fan.




Name _____

How Many?

Count the pictures and circle the number.




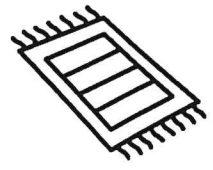

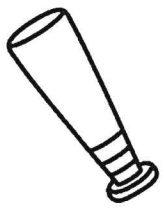



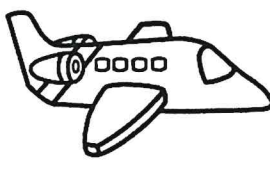




 <p>8 9 10</p>	 <p>6 8 10</p>	 <p>4 7 6</p>
 <p>3 4 6</p>	 <p>5 8 9</p>	 <p>4 5 6</p>
 <p>5 6 7</p>	 <p>8 9 10</p>	 <p>2 4 5</p>

Name: _____



Making New Words

Read the first word in each row. Substitute the beginning sound to make new words for the rest of the pictures. Write the new word on the line.

 tug _____	 _____	 _____	 _____
 rat _____	 _____	 _____	 _____
 vet _____	 _____	 _____	 _____
 jog _____	 _____	 _____	 _____

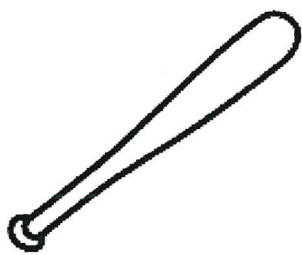
Name: _____

Write My Sound

Write the beginning sound of each word.



© 2014 Education.com




a t



e n



o g



i p




o t



a t



a p























e t























u g


ABAB Pattern

ABC Pattern

* Cut out flowers to finish the
ABAB / ABC Patterns.



Name: _____


Adding Butterflies





Add the spots on the wings of the butterfly together.
Write the addition sentence.

 ___ + ___ = ___	 ___ + ___ = ___	 ___ + ___ = ___
 ___ + ___ = ___	 ___ + ___ = ___	 ___ + ___ = ___
 ___ + ___ = ___	 ___ + ___ = ___	 ___ + ___ = ___

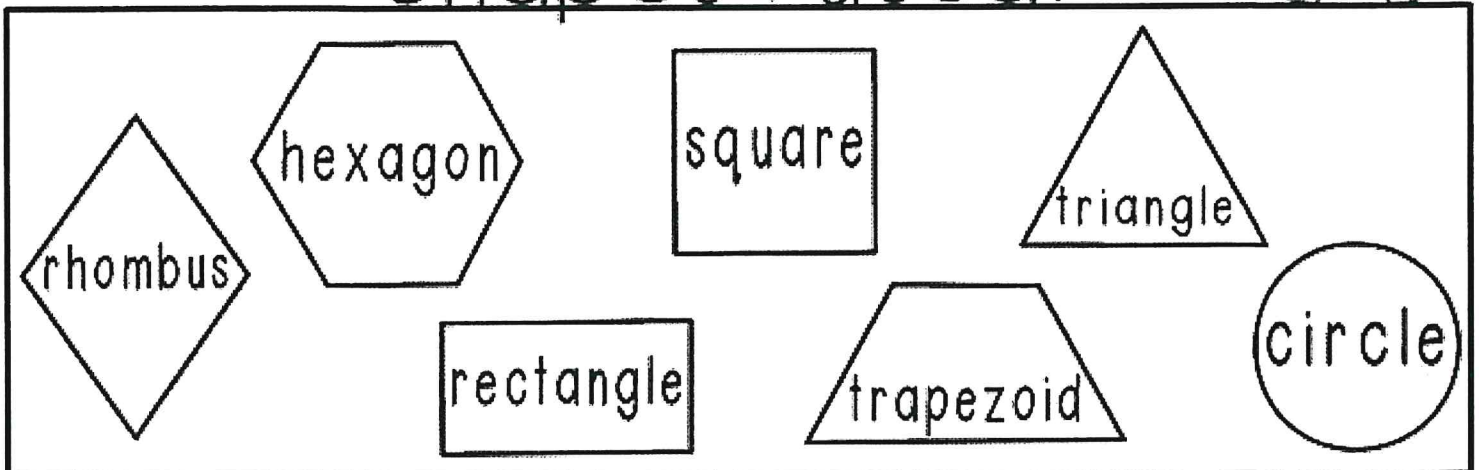
Name: _____



My Shape Robot!




Shapes I used:



NAME: _____

WHAT COMES NEXT




Directions: Cut and paste to complete the numbers sequence.



 **1** **3** **5**


6 **8** **10** 

 **5** **7** **9**


2 **4** **6** 

 **3** **5** **7**

 **8** **10** 



Design your own Easter Egg











Name: _____



CVC Word Match




Cut out the pictures at the bottom of the page. Read each word. Glue the picture in the box with the matching word.

 cat	 pig	 sad	 pot
 jam	 mug	 bed	 map

©Jenny-Lynn Creations




Shapes in Real Life



sphere

Levinda Pop © 2014


Shapes in Real Life



cylinder

Levinda Pop © 2014


Shapes in Real Life



cube

Levinda Pop © 2014

Shapes in Real Life



cone


Levinda Pop © 2014


Name: _____


Counting On


Count on from the number in the box. Write the numbers on the line.





 17 _____ , _____

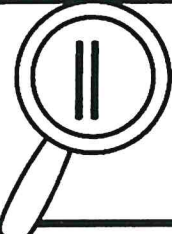
 33 _____ , _____


 22 _____ , _____


 8 _____ , _____


 36 _____ , _____


 47 _____ , _____


 11 _____ , _____

 25 _____ , _____

 29 _____ , _____

 13 _____ , _____


 42 _____ , _____

 30 _____ , _____


Name _____

Ending Sounds b, d, f, g


Circle the ending sounds.



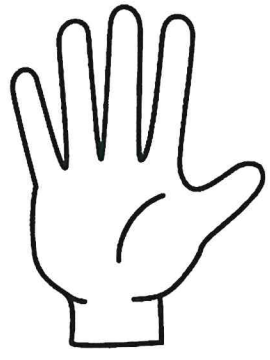
b g f




d b f



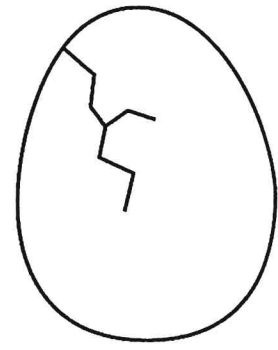
f b d



g b d



d g f



b g d

flag, crab, tub, hand, leaf, egg