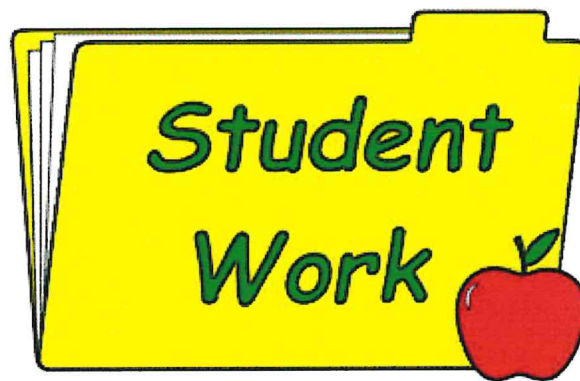



Unity Elementary School



[This Photo](#) by Unknown Author is licensed under [CC BY](#)

Directions: Complete each art activity on the calendar throughout the month of April. Feel free to email pictures of yourself with some of the art projects you have completed to Mrs. Palmer- shanna.palmer@mcssga.org

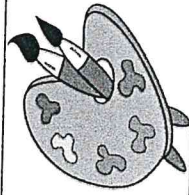


K-1st Art Calendar- April 2020

Sun	Mon	Tues	Wed	Thurs	Fri	Sat
<p>5 Organic Art- Go outside in your yard and collect sticks, rocks, etc. Organize them into an interesting picture. Draw it!</p>	<p>6 Alphabet Drawing- Choose a letter from the alphabet. Fill up a sheet of paper with drawings of objects that start with that letter.</p>	<p>7 Rainbow- Watch the Dr. Binocs show about how rainbows form. Type in "Dr. Binocs how a rainbow is formed. Then, create a rainbow using materials you have.</p>	<p>8 Super Hero- Draw yourself as a super hero. What would you look like? What would your powers be?</p>	<p>9 Be Unique- Write your name large in the middle of a piece of paper. Surround your name with drawings of things that make you unique</p>	<p>10 Nature Drawing- Go outside and find a leaf, insect, or plant. Draw it! Add color and details.</p>	<p>11 Easter Egg Design- Draw an egg. Begin with an oval shape. Add patterns using repeated shapes, lines, and colors</p>
<p>12 Book Character- Read a book and draw your favorite character from the book.</p>	<p>13 Treasure Map- Hide an object. Draw a map to find the object. Have a family member use the map to locate the object.</p>	<p>14 Be an Architect- Use materials around your house- cardboard, sticks, etc. to create a structure.</p>	<p>15 My Favorite Teacher- Draw a portrait of your favorite teacher. In the background, draw things that make him/her your favorite.</p>	<p>16 Animal Drawing- Draw a picture of your pet or an animal you can see outside or your home.</p>	<p>17 Pattern Search- Search for patterns around your house. Draw the patterns that you see.</p>	<p>18 Alphabet Drawing- Choose a letter from the alphabet. Fill up a sheet of paper with drawings of objects that start with that letter.</p>
<p>19 Shoe Drawing- Choose one of your favorite shoes and draw it.</p>	<p>20 Family Portrait- Draw a portrait of your family.</p>	<p>21 BEST Part of this week- Draw a picture to show the best part of your week.</p>	<p>22 Spring- Create a spring drawing showing events that occur in the spring season.</p>	<p>23 Crazy Sandwich- Draw a crazy sandwich. Include items on the sandwich that do not typically go together.</p>	<p>24 Monster- Create a monster that has the following: 3 eyes, 2 horns, scales, fur, claws, curly tail, large feet, and 10 sharp teeth</p>	<p>25 Hybrid Bug- Create a new bug that has never been discovered before by combining the features of 3 different bugs</p>
<p>26 Favorite Animal- Draw your favorite animal. Add a texture to your animal- fur, scales, feathers, etc.</p>	<p>27 Lines Gone Wild!- Fill up a page with a variety of lines- zig-zag, spiral, dotted, wavy, thick, thin, short, long, castle, loopy, and straight</p>	<p>28 Encouragement Card- Fold a piece of paper in half. Create a card for a family member or friend. Give the card to them when you complete it.</p>	<p>29 Reflection- What do you miss most about school? Draw a picture illustrating what you miss the most about school.</p>	<p>30 Your Choice</p>		

1

This Art Calendar Belongs to: _____



2nd 5th Art Calendar- April 2020


Sun	Mon	Tues	Wed	Thurs	Fri	Sat
			1 Favorite Toy	2 Sounds of Art	3 Funny Faces	4 Shadow Drawing
5 Organic Art	6 Family Portrait	7 Museum Tour	8 Hybrid Animal	9 ART HUB	10 Super Hero	11 Prize Egg
12 Comic Strip	13 Candy Design	14 Be an Architect	15 My Favorite Teacher	16 Animal Drawing	17 Pattern Search	18 Eye Drawing
19 Shoe Drawing	20 Art Jobs	21 BEST Part of this week	22 Book Drawing	23 Plant Drawing	24 Room Drawing	25 Maze
26 Traveling the World	27 Planet?	28 Door Hanger	29 Reflection	30 Your Choice		

Art Choice Board

Directions: Complete each art activity on the choice board throughout the month of April. Mark the activity off the calendar as you complete it. Return with your grade level packet. Feel free to email pictures of yourself with some of the art projects you have completed to Mrs. Palmer- shanna.palmer@mcssga.org.

April 1	Favorite Toy- Draw your favorite toy from observation
April 2	Sounds of Art- Listen to music. Draw lines and shapes that match the sounds and rhythms you hear OR choose a lyric from your favorite song and illustrate it.
April 3	Funny Face- Cut out facial features from an old magazine, book, newspaper add, etc (eyes, nose, mouth). Arrange them to make funny face collages.
April 4	Shadow Drawing- Set up drawing subjects and paper. Make sure the subjects are in the sun and casting a shadow onto the paper. Trace the shadow. You could also do this activity in a paved area and trace subject with chalk.
April 5	Organic Art- Go outside in your yard and collect sticks, rocks, and other materials laying around. Organize them into an interesting picture. Draw it!
April 6	Family Portrait- Draw a portrait of someone in your family. Use details and shading to make them look as realistic as possible.
April 7	Museum Tour- Take a virtual tour of an art museum- https://www.metmuseum.org/art/online-features/metkids/
April 8	Hybrid Animal- Draw a hybrid animal that combines the features of 3 different animals
April 9	ART HUB- Follow along to a How to Draw video on the ART FOR KIDS HUB youtube channel
April 10	Super Hero- Draw yourself as a SUPER HERO. What would you look like? What would your powers be?
April 11	Prize Egg- You found a golden prize egg and inside was the ultimate prize. Draw a picture to show what you found inside.
April 12	Comic Strip- Create a comic showing the beginning, middle, and end of a story.
April 13	Candy Design- Invent a new kind of candy and DESIGN the candy wrapper.
April 14	Be an Architect- Use recycled materials, Legos, or blocks to CREATE A STRUCTURE.
April 15	My favorite Teacher- Create a card for your favorite teacher. Draw pictures and write sentences to the teacher explaining why he/ she is your favorite. Take a picture of the card and send it to your teacher, send the card through the mail, or drop it off at the school next time you go back.
April 16	Animal Drawing- Draw a picture of your pet or an animal you can see outside of your home. Draw the background and fill the whole page with details. You may add color using colored pencils if you have them.
April 17	Pattern Search- Using your phone, find 4 patterns from your surroundings and take photos of them. These can be any repeating pattern of shapes, colors, lines, and/or textures. Draw them on a sheet of paper and write a sentence to explain the pattern you see in each one.
April 18	Eye Drawing- Draw for realistic looking eyes on a piece of paper. Look closely at yourself, a family member or a pet and draw their eye with as much detail as possible. Add color if you have colored pencils available
April 19	Shoe Drawing- Choose one of your favorite shoes. Place it in front of you and draw what you see with as many details as possible. Be sure to include the texture of the different fabrics that make up the shoe. Be neat and use color!
April 20	Art Jobs- Set a timer for 10 minutes. When you hit start, write down as many jobs that incorporate art as possible. Bonus points if you challenge a family member to participate with you! Whose list is longer? Count up how many you thought of and turn in that paper.
April 21	Best Part of This Week- What was the best part of this week? Draw a picture to show me the best part of the week.
April 22	Book Drawing- Pick a book from your house. Open up to a random page and write down one of the sentences. Draw images around it to illustrate what it is saying.
April 23	Plant Drawing- Go outside and find a plant or tree you find interesting. Draw the image using lots of detail and value to make it look realistic.
April 24	Room Drawing- Pick a corner of your home to sit in. From that corner, draw what you can see in the rest of the room. Try your best to make it look 3-D
April 25	Maze- Design a maze and give it to someone at home to SOLVE
April 26	Traveling the World- Where in the world would you like to travel? What are some of the pictures you would take if you had an opportunity to go there? Draw 2-3 of the images you would take and write a sentence under each to explain where you are and what you see (Use the internet if necessary)
April 27	Planet ?- Imagine and draw an interesting planet
April 28	Door Hanger- Design and make a door hanger for your room.
April 29-30	Reflection/ Your Choice- What do you like most about school? What do you miss the most about school? Draw a picture and write a paragraph to explain what you miss most.

This Art Calendar Belongs to: _____



2nd 5th Art Calendar- April 2020

3rd


Sun	Mon	Tues	Wed	Thurs	Fri	Sat
			1 Favorite Toy	2 Sounds of Art	3 Funny Faces	4 Shadow Drawing
5 Organic Art	6 Family Portrait	7 Museum Tour	8 Hybrid Animal	9 ART HUB	10 Super Hero	11 Prize Egg
12 Comic Strip	13 Candy Design	14 Be an Architect	15 My Favorite Teacher	16 Animal Drawing	17 Pattern Search	18 Eye Drawing
19 Shoe Drawing	20 Art Jobs	21 BEST Part of this week	22 Book Drawing	23 Plant Drawing	24 Room Drawing	25 Maze
26 Traveling the World	27 Planet?	28 Door Hanger	29 Reflection	30 Your Choice		

Art Choice Board

Directions: Complete each art activity on the choice board throughout the month of April. Mark the activity off the calendar as you complete it. Return with your grade level packet. Feel free to email pictures of yourself with some of the art projects you have completed to Mrs. Palmer- shanna.palmer@mcssga.org.

April 1	Favorite Toy- Draw your favorite toy from observation
April 2	Sounds of Art- Listen to music. Draw lines and shapes that match the sounds and rhythms you hear OR choose a lyric from your favorite song and illustrate it.
April 3	Funny Facese- Cut out facial features from an old magazine, book, newspaper add, etc (eyes, nose, mouth). Arrange them to make funny face collages.
April 4	Shadow Drawing- Set up drawing subjects and paper. Make sure the subjects are in the sun and casting a shadow onto the paper. Trace the shadow. You could also do this activity in a paved area and trace subject with chalk.
April 5	Organic Art- Go outside in your yard and collect sticks, rocks, and other materials laying around. Organize them into an interesting picture. Draw it!
April 6	Family Portrait- Draw a portrait of someone in your family. Use details and shading to make them look as realistic as possible.
April 7	Museum Tour- Take a virtual tour of an art museum- https://www.metmuseum.org/art/online-features/teikids/
April 8	Hybrid Animal- Draw a hybrid animal that combines the features of 3 different animals
April 9	ART HUB- Follow along to a How to Draw video on the ART FOR KIDS HUB youtube channel
April 10	Super Hero- Draw yourself as a SUPER HERO. What would you look like? What would your powers be?
April 11	Prize Egg- You found a golden prize egg and inside was the ultimate prize. Draw a picture to show what you found inside.
April 12	Comic Strip- Create a comic showing the beginning, middle, and end of a story.
April 13	Candy Design- Invent a new kind of candy and DESIGN the candy wrapper.
April 14	Be an Architect- Use recycled materials, Legos, or blocks to CREATE A STRUCTURE.
April 15	My favorite Teacher- Create a card for your favorite teacher. Draw pictures and write sentences to the teacher explaining why he/ she is your favorite. Take a picture of the card and send it to your teacher, send the card through the mail, or drop it off at the school next time you go back.
April 16	Animal Drawing- Draw a picture of your pet or an animal you can see outside of your home. Draw the background and fill the whole page with details. You may add color using colored pencils if you have them.
April 17	Pattern Search- Using your phone, find 4 patterns from your surroundings and take photos of them. These can be any repeating pattern of shapes, colors, lines, and/or textures. Draw them on a sheet of paper and write a sentence to explain the pattern you see in each one.
April 18	Eye Drawing- Draw for realistic looking eyes on a piece of paper. Look closely at yourself, a family member or a pet and draw their eye with as much detail as possible. Add color if you have colored pencils available
April 19	Shoe Drawing- Choose one of your favorite shoes. Place it in front of you and draw what you see with as many details as possible. Be sure to include the texture of the different fabrics that make up the shoe. Be neat and use color!
April 20	Art Jobs- Set a timer for 10 minutes. When you hit start, write down as many jobs that incorporate art as possible. Bonus points if you challenge a family member to participate with you! Whose list is longer? Count up how many you thought of and turn in that paper.
April 21	Best Part of This Week- What was the best part of this week? Draw a picture to show me the best part of the week.
April 22	Book Drawing- Pick a book from your house. Open up to a random page and write down one of the sentences. Draw images around it to illustrate what it is saying.
April 23	Plant Drawing- Go outside and find a plant or tree you find interesting. Draw the image using lots of detail and value to make it look realistic.
April 24	Room Drawing- Pick a corner of your home to sit in. From that corner, draw what you can see in the rest of the room. Try your best to make it look 3-D
April 25	Maze- Design a maze and give it to someone at home to SOLVE
April 26	Traveling the World- Where in the world would you like to travel? What are some of the pictures you would take if you had an opportunity to go there? Draw 2-3 of the images you would take and write a sentence under each to explain where you are and what you see (Use the internet if necessary)
April 27	Planet ?- Imagine and draw an interesting planet
April 28	Door Hanger- Design and make a door hanger for your room.
April 29-30	Reflection/ Your Choice- What do you like most about school? What do you miss the most about school? Draw a picture and write a paragraph to explain what you miss most.

This Art Calendar Belongs to: _____



446

Kind-5th Art Calendar- April 2020

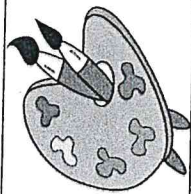
Sun	Mon	Tues	Wed	Thurs	Fri	Sat
			1 Favorite Toy	2 Sounds of Art	3 Funny Faces	4 Shadow Drawing
5 Organic Art	6 Family Portrait	7 Museum Tour	8 Hybrid Animal	9 ART HUB	10 Super Hero	11 Prize Egg
12 Comic Strip	13 Candy Design	14 Be an Architect	15 My Favorite Teacher	16 Animal Drawing	17 Pattern Search	18 Eye Drawing
19 Shoe Drawing	20 Art Jobs	21 BEST Part of this week	22 Book Drawing	23 Plant Drawing	24 Room Drawing	25 Maze
26 Traveling the World	27 Planet?	28 Door Hanger	29 Reflection	30 Your Choice		

Art Choice Board

Directions: Complete each art activity on the choice board throughout the month of April. Mark the activity off the calendar as you complete it. Return with your grade level packet. Feel free to email pictures of yourself with some of the art projects you have completed to Mrs. Palmer- shanning.palmer@mcssga.org.

April 1	Favorite Toy- Draw your favorite toy from observation
April 2	Sounds of Art- Listen to music. Draw lines and shapes that match the sounds and rhythms you hear OR choose a lyric from your favorite song and illustrate it.
April 3	Funny Facse- Cut out facial features from an old magazine, book, newspaper add, etc (eyes, nose, mouth). Arrange them to make funny face collages.
April 4	Shadow Drawing- Set up drawing subjects and paper. Make sure the subjects are in the sun and casting a shadow onto the paper. Trace the shadow. You could also do this activity in a paved area and trace subject with chalk.
April 5	Organic Art- Go outside in your yard and collect sticks, rocks, and other materials laying around. Organize them into an interesting picture. Draw it!
April 6	Family Portrait- Draw a portrait of someone in your family. Use details and shading to make them look as realistic as possible. Draw it!
April 7	Museum Tour- Take a virtual tour of an art museum- https://www.metmuseum.org/art/online-features/metkids/
April 8	Hybrid Animal- Draw a hybrid animal that combines the features of 3 different animals
April 9	ART HUB- Follow along to a How to Draw video on the ART FOR KIDS HUB youtube channel
April 10	Super Hero- Draw yourself as a SUPER HERO. What would you look like? What would your powers be?
April 11	Prize Egg- You found a golden prize egg and inside was the ultimate prize. Draw a picture to show what you found inside.
April 12	Comic Strip- Create a comic showing the beginning, middle, and end of a story.
April 13	Candy Design- Invent a new kind of candy and DESIGN the candy wrapper.
April 14	Be an Architect- Use recycled materials, Legos, or blocks to CREATE A STRUCTURE.
April 15	My favorite Teacher- Create a card for your favorite teacher. Draw pictures and write sentences to the teacher explaining why he/ she is your favorite. Take a picture of the card and send it to your teacher.
April 16	Animal Drawing- Draw a picture of your pet or an animal you can see outside of your home. Draw the background and fill the whole page with details. You may add color using colored pencils if you have them.
April 17	Pattern Search- Using your phone, find 4 patterns from your surroundings and take photos of them. These can be any repeating pattern of shapes, colors, lines, and/or textures. Draw them on a sheet of paper and write a sentence to explain the pattern you see in each one.
April 18	Eye Drawing- Draw for realistic looking eyes on a piece of paper. Look closely at yourself, a family member or a pet and draw their eye with as much detail as possible. Add color if you have colored pencils available
April 19	Shoe Drawing- Choose one of your favorite shoes. Place it in front of you and draw what you see with as many details as possible. Be sure to include the texture of the different fabrics that make up the shoe. Be neat and use color!
April 20	Art Jobs- Set a timer for 10 minutes. When you hit start, write down as many jobs that incorporate art as possible. Bonus points if you challenge a family member to participate with you! Whose list is longer? Count up how many you thought of and turn in that paper.
April 21	Best Part of This Week- What was the best part of this week? Draw a picture to show me the best part of the week.
April 22	Book Drawing- Pick a book from your house. Open up to a random page and write down one of the sentences. Draw images around it to illustrate what it is saying.
April 23	Plant Drawing- Go outside and find a plant or tree you find interesting. Draw the image using lots of detail and value to make it look realistic.
April 24	Room Drawing- Pick a corner of your home to sit in. From that corner, draw what you can see in the rest of the room. Try your best to make it look 3-D
April 25	Maze- Design a maze and give it to someone at home to SOLVE
April 26	Traveling the World- Where in the world would you like to travel? What are some of the pictures you would take if you had an opportunity to go there? Draw 2-3 of the images you would take and write a sentence under each to explain where you are and what you see (Use the internet if necessary)
April 27	Planet ?- Imagine and draw an interesting planet
April 28	Door Hanger- Design and make a door hanger for your room.
April 29-	Reflection/ Your Choice- What do you like most about school? What do you miss the most about school? Draw a picture and write a paragraph to explain what you miss most.
30	

(5th)
This Art Calendar Belongs to: _____



2nd-5th Art Calendar- April 2020

Sun	Mon	Tues	Wed	Thurs	Fri	Sat
			1 Favorite Toy	2 Sounds of Art	3 Funny Faces	4 Shadow Drawing
5 Organic Art	6 Family Portrait	7 Museum Tour	8 Hybrid Animal	9 ART HUB	10 Super Hero	11 Prize Egg
12 Comic Strip	13 Candy Design	14 Be an Architect	15 My Favorite Teacher	16 Animal Drawing	17 Pattern Search	18 Eye Drawing
19 Shoe Drawing	20 Art Jobs	21 BEST Part of this week	22 Book Drawing	23 Plant Drawing	24 Room Drawing	25 Maze
26 Traveling the World	27 Planet?	28 Door Hanger	29 Reflection	30 Your Choice		

Art Choice Board

Directions: Complete each art activity on the choice board throughout the month of April. Mark the activity off the calendar as you complete it. Return with your grade level packet. Feel free to email pictures of yourself with some of the art projects you have completed to Mrs. Palmer- shanna.palmer@mcsga.org.

April 1	Favorite Toy- Draw your favorite toy from observation
April 2	Sounds of Art- Listen to music. Draw lines and shapes that match the sounds and rhythms you hear OR choose a lyric from your favorite song and illustrate it.
April 3	Funny Facse- Cut out facial features from an old magazine, book, newspaper add, etc (eyes, nose, mouth). Arrange them to make funny face collages.
April 4	Shadow Drawing- Set up drawing subjects and paper. Make sure the subjects are in the sun and casting a shadow onto the paper. Trace the shadow. You could also do this activity in a paved area and trace subject with chalk.
April 5	Organic Art- Go outside in your yard and collect sticks, rocks, and other materials laying around. Organize them into an interesting picture. Draw it!
April 6	Family Portrait- Draw a portrait of someone in your family. Use details and shading to make them look as realistic as possible.
April 7	Museum Tour- Take a virtual tour of an art museum- https://www.metmuseum.org/art/online-features/metkids/
April 8	Hybrid Animal- Draw a hybrid animal that combines the features of 3 different animals
April 9	ART HUB- Follow along to a How to Draw video on the ART FOR KIDS HUB youtube channel
April 10	Super Hero- Draw yourself as a SUPER HERO. What would you look like? What would your powers be?
April 11	Prize Egg- You found a golden prize egg and inside was the ultimate prize. Draw a picture to show what you found inside.
April 12	Comic Strip- Create a comic showing the beginning, middle, and end of a story.
April 13	Candy Design- Invent a new kind of candy and DESIGN the candy wrapper.
April 14	Be an Architect- Use recycled materials. Legos, or blocks to CREATE A STRUCTURE.
April 15	My favorite Teacher- Create a card for your favorite teacher. Draw pictures and write sentences to the teacher explaining why he/ she is your favorite. Take a picture of the card and send it to your teacher, send the card through the mail, or drop it off at the school next time you go back.
April 16	Animal Drawing- Draw a picture of your pet or an animal you can see outside of your home. Draw the background and fill the whole page with details. You may add color using colored pencils if you have them.
April 17	Pattern Search- Using your phone, find 4 patterns from your surroundings and take photos of them. These can be any repeating pattern of shapes, colors, lines, and/or textures. Draw them on a sheet of paper and write a sentence to explain the pattern you see in each one.
April 18	Eye Drawing- Draw for realistic looking eyes on a piece of paper. Look closely at yourself, a family member or a pet and draw their eye with as much detail as possible. Add color if you have colored pencils available
April 19	Shoe Drawing- Choose one of your favorite shoes. Place it in front of you and draw what you see with as many details as possible. Be sure to include the texture of the different fabrics that make up the shoe. Be neat and use color!
April 20	Art Jobs- Set a timer for 10 minutes. When you hit start, write down as many jobs that incorporate art as possible. Bonus points if you challenge a family member to participate with you! Whose list is longer? Count up how many you thought of and turn in that paper.
April 21	Best Part of This Week- What was the best part of this week? Draw a picture to show me the best part of the week.
April 22	Book Drawing- Pick a book from your house. Open up to a random page and write down one of the sentences. Draw images around it to illustrate what it is saying.
April 23	Plant Drawing- Go outside and find a plant or tree you find interesting. Draw the image using lots of detail and value to make it look realistic.
April 24	Room Drawing- Pick a corner of your home to sit in. From that corner, draw what you can see in the rest of the room. Try your best to make it look 3-D
April 25	Maze- Design a maze and give it to someone at home to SOLVE
April 26	Traveling the World- Where in the world would you like to travel? What are some of the pictures you would take if you had an opportunity to go there? Draw 2-3 of the images you would take and write a sentence under each to explain where you are and what you see (Use the internet if necessary)
April 27	Planet ?- Imagine and draw an interesting planet
April 28	Door Hanger- Design and make a door hanger for your room.
April 29-	Reflection/ Your Choice- What do you like most about school? What do you miss the most about school? Draw a picture and write a paragraph to explain what you miss most.
30	